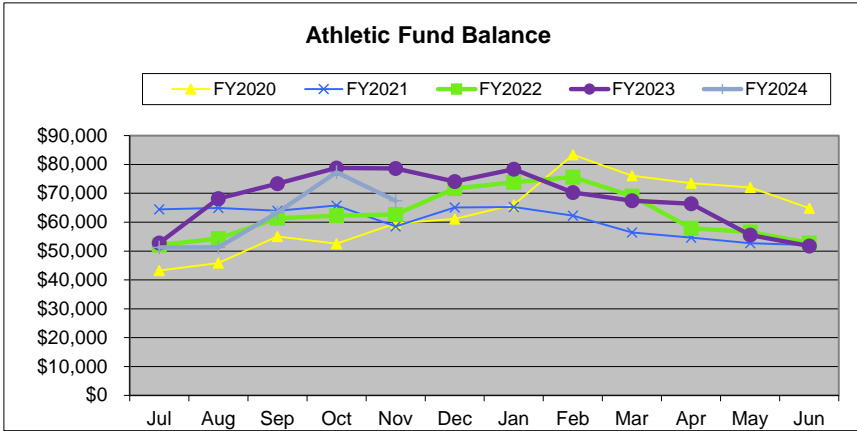
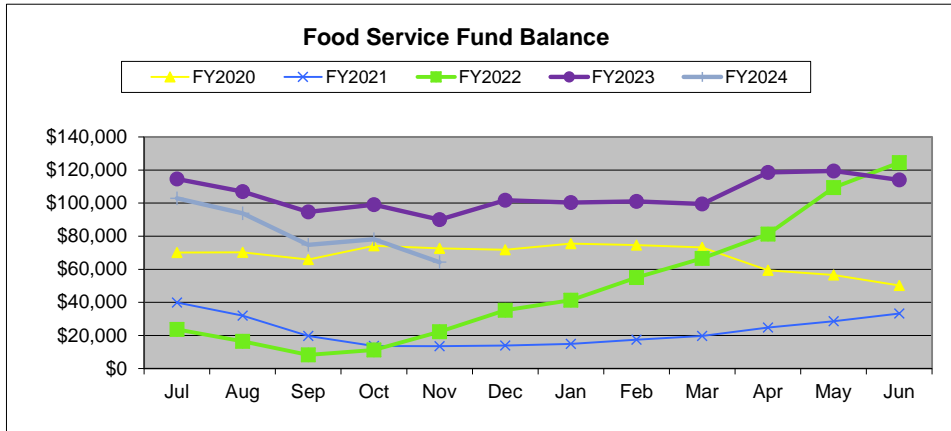


Lucas Local Schools

Monthly Finance Report

For the period ending: NOVEMBER_2023



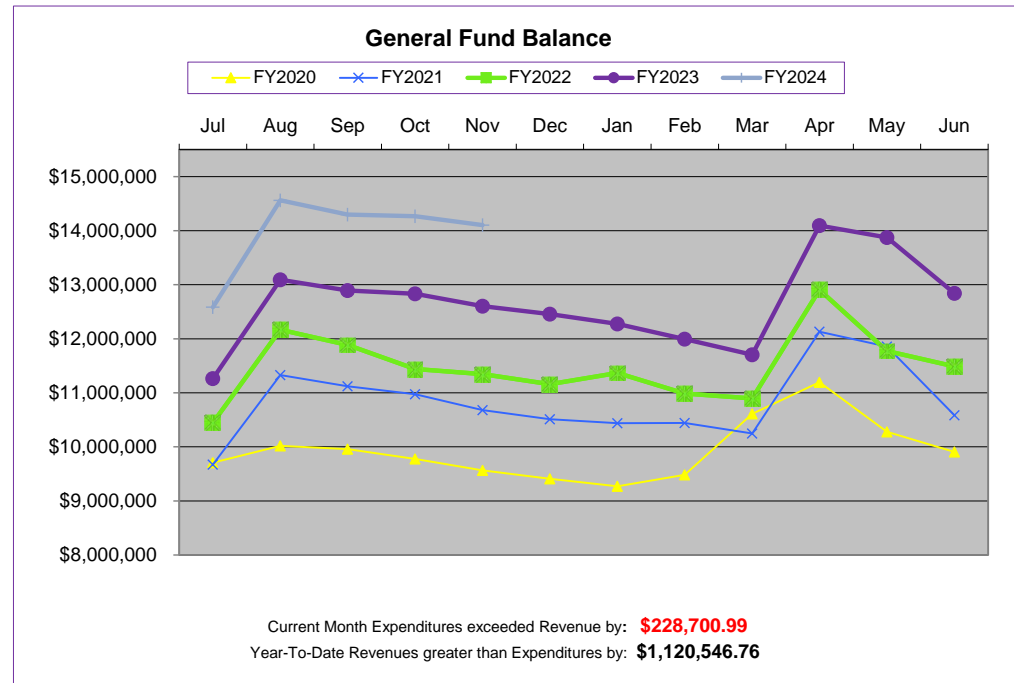
PERMANENT IMPROVEMENT FUND (003): **\$ 604,890.64**
CAPITAL PROJECTS FUND (070): **\$3,176,522.40**
Expenditures Current Month:

Total \$ -

Open Purchase Orders:

Total \$ -

Amount Available for Projects: \$ 3,781,413.04



General Fund Information:
 Ending cash balance as of June 30, 2023: \$12,842,149 Actual (updated 6/30/2023)
 Forecasted Ending cash balance June 30, 2024: \$14,935,641 **updated 11/21/2023**
 Forecasted Ending cash balance June 30, 2025: \$16,481,281 **updated 11/21/2023**
 Forecasted Ending cash balance June 30, 2026: \$17,424,119 **updated 11/21/2023**
 Forecasted Ending cash balance June 30, 2027: \$18,206,063 **updated 11/21/2023**

Date: 12/05/2023
Time: 13:41

LUCAS LOCAL SCHOOL DISTRICT
Cash Reconciliation as of 11/30/2023

Page: 1

Gross Depository Balances:

Richland Bank General	\$148,000.00
Richland Bank Sweep	\$196,367.00
Richland Bank Payment	\$2,077.36
Richland Bank MM Savings	\$100,339.89
Star Ohio	\$13,923,085.95
Richland Bank Athletic	\$736.50

Total Depository Balances (Gross) \$14,370,606.70

Adjustments to Bank Balance:

Cash in Transit to Bank	\$0.00
Outstanding Checks	(\$141,636.81)
Adjustments:	
Athletic Checking	(\$736.50)
Unreconciled Difference	\$178.25

Total Adjustments to Bank Balance (\$142,195.06)

Investments:

Treasury Bonds and Notes	\$0.00
Certificate of Deposits	\$0.00
Other Securities	\$0.00
Other Investments:	
Richland Bank Investments (Cost Basis)	\$4,075,842.74

Total Investments \$4,075,842.74

Cash on Hand:

Petty Cash:	
Change Cash:	
BOARD,ELEM, MS,HS,ST ACT OFFICE CHANGE FUND	\$350.00
ATHLETICS CHANGE FUND	\$1,200.00
Cash with Fiscal Agent	\$0.00

Total Cash on Hand \$1,550.00

Total Balances \$18,305,804.38

Total Fund Balance \$18,305,804.38

Depository Clearance Accounts:

Total Clearance Account Balances \$0.00


Treasurer

LUCAS LOCAL SCHOOL DISTRICT

Cash Summary Report

FUND/SCC	Description	Initial Cash	MTD Received	FYTD Received	MTD Expended	FYTD Expended	Fund Balance	Encumbrance	Unencumbered Balance
001-0000	GENERAL FUND	\$ 12,842,149.42	\$ 325,628.26	\$ 4,051,604.36	\$ 544,297.67	\$ 2,843,467.62	\$ 14,050,286.16	\$ 1,163,978.75	\$ 12,886,307.41
001-9003	ECONOMIC DISADVANTAGED	55,523.54	0.00	0.00	2,251.36	2,251.36	53,272.18	0.00	53,272.18
001-9023	GENERAL	0.00	0.00	0.00	0.00	0.00	0.00	0.00	0.00
001-9300	CASINO REVENUES SET ASIDE	35,889.28	0.00	16,373.02	292.27	4,809.96	47,452.34	6,022.52	41,429.82
003-9096	PERMANENT IMPROVEMENT	668,240.64	0.00	0.00	63,350.00	63,350.00	604,890.64	0.00	604,890.64
006-0000	FOOD SERVICES FUND	113,987.87	11,807.70	57,662.62	25,718.38	107,399.16	64,251.33	125,225.32	(60,973.99)
007-9001	SPECIAL TRUST - ELEM FACULTY	681.54	3.23	15.88	0.00	0.00	697.42	0.00	697.42
007-9003	SPECIAL TRUST - M.S. & H.S. FACULTY	122.35	0.58	2.86	0.00	0.00	125.21	0.00	125.21
007-9004	Cathy Gilbert Memorial	1,969.19	9.34	45.88	0.00	0.00	2,015.07	0.00	2,015.07
007-9011	MICHAEL C. FANELLO MEMORIAL SCHOLARSHIP	19,235.71	91.27	448.14	0.00	0.00	19,683.85	1,000.00	18,683.85
008-9095	ENDOWMENT FUND	9,716.45	46.10	226.37	0.00	0.00	9,942.82	500.00	9,442.82
008-9096	Scholarship fund Shelby Cooper	0.00	0.00	0.00	0.00	0.00	0.00	3,000.00	(3,000.00)
008-9099	ENDOWMENT-CHRISTINE WYKA SCHOLARSHIP	33,329.90	158.14	776.50	0.00	0.00	34,106.40	500.00	33,606.40
008-9100	LSSF SCHOLARSHIP FUND	0.00	0.00	0.00	0.00	0.00	0.00	5,000.00	(5,000.00)
018-9001	PUBLIC SCHOOL SUPPORT FUND - ELEMENTARY	7,380.09	335.00	335.00	303.89	949.99	6,765.10	0.00	6,765.10
018-9002	PUBLIC SCHOOL SUPPORT FUND - MIDDLE SCHOOL	679.95	0.00	0.00	116.10	316.10	363.85	0.00	363.85
018-9003	PUBLIC SCHOOL SUPPORT FUND - HIGH SCHOOL	3,440.82	70.21	420.21	32.43	54.44	3,806.59	2,325.00	1,481.59
018-9004	SUPT/TREAS FLOWER/FUNDRSR	20.98	0.00	0.00	0.00	0.00	20.98	0.00	20.98
018-9023	PBIS - STUDENT/STAFF INITIATIVE	3,473.60	0.00	372.01	0.00	0.00	3,845.61	0.00	3,845.61
019-9105	PARK NATIONAL BANK TEACHER GRANT M. WARNER	97.00	0.00	0.00	0.00	0.00	97.00	0.00	97.00
019-9501	Academic Booster's Mini Grant	1,307.74	0.00	0.00	0.00	0.00	1,307.74	0.00	1,307.74
019-9700	LUCAS LOCAL SCHOOL SUSTAINING FUND	16,256.21	0.00	2,802.25	0.00	1,182.25	17,876.21	4,370.75	13,505.46
020-0000	FARM	2,248.16	0.00	0.00	0.00	0.00	2,248.16	0.00	2,248.16
070-9021	CAPITAL PROJECTS FUND	3,176,522.40	0.00	0.00	0.00	0.00	3,176,522.40	0.00	3,176,522.40
200-9001	DRAMA CLUB-ELEMENTARY	86.56	0.00	0.00	0.00	0.00	86.56	0.00	86.56
200-9002	DRAMA CLUB-MIDDLE SCHOOL	665.08	0.00	0.00	0.00	0.00	665.08	0.00	665.08
200-9015	CLASS OF 2015	1,070.40	0.00	0.00	0.00	0.00	1,070.40	0.00	1,070.40
200-9016	CLASS OF 2016	0.00	0.00	0.00	0.00	0.00	0.00	0.00	0.00
200-9017	CLASS OF 2017	887.97	0.00	0.00	0.00	0.00	887.97	0.00	887.97
200-9018	CLASS OF 2018	1,112.23	0.00	0.00	0.00	0.00	1,112.23	0.00	1,112.23
200-9019	CLASS OF 2019	869.73	0.00	0.00	0.00	0.00	869.73	0.00	869.73
200-9020	CLASS OF 2020	0.00	0.00	0.00	0.00	0.00	0.00	0.00	0.00
200-9021	CLASS OF 2021	351.22	0.00	0.00	0.00	0.00	351.22	0.00	351.22
200-9022	CLASS OF 2022	256.39	0.00	0.00	0.00	0.00	256.39	0.00	256.39

LUCAS LOCAL SCHOOL DISTRICT

Cash Summary Report

FUND/SCC	Description	Initial Cash	MTD Received	FYTD Received	MTD Expended	FYTD Expended	Fund Balance	Encumbrance	Unencumbered Balance
200-9023	CLASS OF 2023	\$ 290.74	\$ 0.00	\$ 0.00	\$ 0.00	\$ 0.00	\$ 290.74	\$ 0.00	\$ 290.74
200-9024	CLASS OF 2024	1,676.18	0.00	660.00	0.00	50.96	2,285.22	2,700.00	(414.78)
200-9025	CLASS OF 2025	2,085.00	665.00	1,225.00	0.00	0.00	3,310.00	0.00	3,310.00
200-9026	CLASS OF 2026	640.00	0.00	800.00	0.00	0.00	1,440.00	0.00	1,440.00
200-9027	CLASS OF 2027	0.00	0.00	600.00	0.00	0.00	600.00	0.00	600.00
200-9125	FRENCH CLUB	1,151.71	0.00	0.00	0.00	0.00	1,151.71	0.00	1,151.71
200-9128	SPANISH CLUB	713.25	0.00	0.00	0.00	0.00	713.25	0.00	713.25
200-9144	DESTINATION IMAGINATION	64.16	0.00	0.00	0.00	0.00	64.16	0.00	64.16
200-9330	F F A	12,659.49	0.00	5,000.00	1,330.67	2,259.17	15,400.32	1,989.80	13,410.52
200-9440	MUSIC ACTIVITIES	0.00	0.00	0.00	0.00	0.00	0.00	0.00	0.00
200-9470	CHOIR	580.54	0.00	0.00	0.00	0.00	580.54	0.00	580.54
200-9611	ELEM STUDENT COUNCIL	2,079.59	31.62	69.64	57.56	76.56	2,072.67	69.44	2,003.23
200-9612	MIDDLE SCHOOL STUDENT COUNCIL	2,628.62	0.00	0.00	0.00	0.00	2,628.62	115.00	2,513.62
200-9613	HS STUDENT COUNCIL	3,959.87	0.00	1,935.00	0.00	664.40	5,230.47	350.00	4,880.47
200-9680	YEARBOOK	13,802.24	0.00	785.00	0.00	4,114.49	10,472.75	1,484.51	8,988.24
200-9690	NEWSPAPER	621.59	0.00	0.00	0.00	0.00	621.59	0.00	621.59
200-9710	LUCAS ACADEMIC HONOR SOCIETY	911.25	0.00	0.00	0.00	0.00	911.25	50.00	861.25
200-9810	LUCAS SCHOOLS PEP CLUB	584.15	0.00	0.00	0.00	0.00	584.15	0.00	584.15
300-9001	ELEM/MS LIBRARY	8,183.75	3,013.46	3,695.61	2,509.96	2,509.96	9,369.40	5,990.04	3,379.36
300-9003	HS LIBRARY	1,042.08	0.00	0.00	0.00	0.00	1,042.08	0.00	1,042.08
300-9440	BAND/MUSIC DIST MANAGED ACT ACCT	9,077.98	0.00	625.00	393.25	1,178.61	8,524.37	1,103.31	7,421.06
300-9500	ATHLETIC	51,742.58	5,025.00	48,354.00	15,313.98	32,657.24	67,439.34	28,941.83	38,497.51
300-9510	ATHLETICS - HS FOOTBALL	16,420.21	560.00	1,829.00	0.00	7,050.00	11,199.21	0.00	11,199.21
300-9511	ATHLETICS - MS FOOTBALL	87.67	0.00	0.00	0.00	0.00	87.67	0.00	87.67
300-9520	ATHLETICS - BOYS HS BASKETBALL	1,658.99	760.00	760.00	0.00	0.00	2,418.99	710.00	1,708.99
300-9521	ATHLETICS - BOYS MS BASKETBALL	98.61	0.00	0.00	0.00	0.00	98.61	0.00	98.61
300-9525	ATHLETICS - GIRLS HS BASKETBALL	646.68	1,663.50	1,663.50	0.00	0.00	2,310.18	176.00	2,134.18
300-9526	ATHLETICS - GIRLS MS BASKETBALL	52.44	0.00	0.00	0.00	0.00	52.44	0.00	52.44
300-9528	ATHLETICS - WRESTLING	3,900.11	0.00	719.00	0.00	0.00	4,619.11	0.00	4,619.11
300-9530	ATHLETICS - BASEBALL	1,628.04	0.00	0.00	0.00	0.00	1,628.04	0.00	1,628.04
300-9540	ATHLETICS - SOFTBALL	8,957.67	0.00	5,112.00	0.00	1,144.00	12,925.67	0.00	12,925.67
300-9550	ATHLETICS - HS VOLLEYBALL	1,125.33	0.00	7,049.34	0.00	4,719.00	3,455.67	0.00	3,455.67
300-9551	ATHLETICS - MS VOLLEYBALL	0.00	0.00	0.00	0.00	0.00	0.00	0.00	0.00
300-9553	ATHLETICS - HS CHEERLEADING	1,566.00	0.00	2,024.98	59.41	2,357.11	1,233.87	755.69	478.18
300-9554	ATHLETICS - MS CHEERLEADING	107.80	0.00	0.00	0.00	0.00	107.80	0.00	107.80

LUCAS LOCAL SCHOOL DISTRICT

Cash Summary Report

FUND/SCC	Description	Initial Cash	MTD Received	FYTD Received	MTD Expended	FYTD Expended	Fund Balance	Encumbrance	Unencumbered Balance
300-9560	ATHLETICS - HS CROSS COUNTRY	\$ 1,024.34	\$ 0.00	\$ 0.00	\$ 88.92	\$ 88.92	\$ 935.42	\$ 86.08	\$ 849.34
300-9561	ATHLETICS - MS CROSS COUNTRY	220.11	0.00	0.00	0.00	0.00	220.11	0.00	220.11
300-9570	ATHLETICS - HS TRACK & FIELD	2,822.77	0.00	0.00	0.00	0.00	2,822.77	0.00	2,822.77
300-9571	ATHLETICS - MS TRACK & FIELD	0.00	0.00	0.00	0.00	0.00	0.00	0.00	0.00
451-9021	eTech Ohio Connectivity Subsidy	0.00	0.00	0.00	0.00	0.00	0.00	0.00	0.00
451-9022	eTech Ohio Connectivity Subsidy	0.00	0.00	0.00	0.00	0.00	0.00	0.00	0.00
451-9023	DATA COMMUNICATION FUND	0.00	0.00	138.30	0.00	138.30	0.00	0.00	0.00
451-9024	DATA COMMUNICATION FUND	0.00	2,700.00	2,700.00	0.00	0.00	2,700.00	0.00	2,700.00
467-9020	Student Wellness and Success Fund FY20	0.00	0.00	0.00	0.00	0.00	0.00	0.00	0.00
467-9021	Student Wellness and Success Fund FY21	0.00	0.00	0.00	0.00	0.00	0.00	0.00	0.00
467-9022	Student Wellness and Success Fund FY21	0.00	0.00	0.00	0.00	0.00	0.00	0.00	0.00
499-9020	SCHOOL SAFETY GRANT	0.00	0.00	0.00	0.00	0.00	0.00	0.00	0.00
499-9021	SCHOOL SAFETY GRANT	0.00	0.00	0.00	0.00	0.00	0.00	0.00	0.00
499-9022	MISCELLANEOUS STATE GRANT FUND	0.00	0.00	0.00	0.00	0.00	0.00	0.00	0.00
499-9121	School Bus Purchase Program	0.00	0.00	0.00	0.00	0.00	0.00	0.00	0.00
507-0000	ELEMENTARY AND SECONDARY SCHOOL EMERGENCY RELIEF FUND	0.00	0.00	0.00	0.00	0.00	0.00	0.00	0.00
507-9021	ESSER (Elem & Sec School Emergency Relief)	0.00	0.00	0.00	0.00	0.00	0.00	0.00	0.00
507-9022	ESSER II	0.00	0.00	59,713.67	0.00	59,713.67	0.00	0.00	0.00
507-9023	ESSER II	0.00	0.00	0.00	0.00	0.00	0.00	0.00	0.00
507-9024	ESSER II	0.00	0.00	0.00	0.00	0.00	0.00	0.00	0.00
507-9122	ARP ESSER	0.00	0.00	0.00	0.00	0.00	0.00	0.00	0.00
507-9123	ARP ESSER	0.00	0.00	8,991.55	0.00	8,991.55	0.00	6,935.30	(6,935.30)
507-9124	ARP ESSER	0.00	0.00	0.00	22,932.92	104,728.51	(104,728.51)	8,930.30	(113,658.81)
507-9223	ELEMENTARY AND SECONDARY SCHOOL EMERGENCY RELIEF FUND	0.00	0.00	0.00	0.00	0.00	0.00	0.00	0.00
508-9021	GEER (Governor's Emergency Education Relief)	0.00	0.00	0.00	0.00	0.00	0.00	0.00	0.00
510-9021	CRF (Coronavirus Relief Fund)	0.00	0.00	0.00	0.00	0.00	0.00	0.00	0.00
510-9121	BroadBand Ohio Connectivity Grant	0.00	0.00	0.00	0.00	0.00	0.00	0.00	0.00
510-9221	CRF Rich Cty Commisioners	0.00	0.00	0.00	0.00	0.00	0.00	0.00	0.00
516-9020	IDEA FY-2020	0.00	0.00	0.00	0.00	0.00	0.00	0.00	0.00
516-9021	IDEA FY-2021	0.00	0.00	0.00	0.00	0.00	0.00	0.00	0.00
516-9022	IDEA FY-2021	0.00	0.00	0.00	0.00	0.00	0.00	0.00	0.00
516-9023	IDEA B	0.00	0.00	0.00	0.00	2,549.90	(2,549.90)	0.00	(2,549.90)

LUCAS LOCAL SCHOOL DISTRICT

Cash Summary Report

FUND/SCC	Description	Initial Cash	MTD Received	FYTD Received	MTD Expended	FYTD Expended	Fund Balance	Encumbrance	Unencumbered Balance
516-9024	IDEA PART B GRANTS	\$ 0.00	\$ 0.00	\$ 0.00	\$ 13,219.60	\$ 45,766.80	\$ (45,766.80)	\$ 0.00	\$ (45,766.80)
572-9021	TITLE I FY-2021	0.00	0.00	0.00	0.00	0.00	0.00	0.00	0.00
572-9022	TITLE I FY-2021	0.00	0.00	0.00	0.00	0.00	0.00	0.00	0.00
572-9023	TITLE I	0.00	0.00	0.00	0.00	10,229.80	(10,229.80)	0.00	(10,229.80)
572-9024	TITLE I DISADVANTAGED CHILDREN	0.00	0.00	0.00	5,561.89	19,118.98	(19,118.98)	1,000.00	(20,118.98)
572-9122	TITLE I DISADVANTAGED CHILDREN	0.00	0.00	0.00	0.00	0.00	0.00	0.00	0.00
584-9022	TITLE IV, PART A STUDENT SUPPORT AND ACADEM ENRICH	0.00	0.00	0.00	0.00	0.00	0.00	0.00	0.00
584-9023	TITLE IV, PART A STUDENT SUPPORT AND ACADEM ENRICH	0.00	0.00	0.00	0.00	0.00	0.00	0.00	0.00
584-9024	TITLE IV, PART A, STUDENT SUPPORT AND ACADEMIC ENRICHMENT PROGRAMS	0.00	0.00	0.00	0.00	0.00	0.00	10,000.00	(10,000.00)
587-9021	ECSE FY-2021	0.00	0.00	0.00	0.00	0.00	0.00	0.00	0.00
587-9022	ECSE FY-2021	0.00	0.00	0.00	0.00	0.00	0.00	0.00	0.00
587-9023	ECSE	0.00	0.00	0.00	0.00	0.00	0.00	0.00	0.00
587-9024	IDEA PRESCHOOL-HANDICAPPED	0.00	0.00	0.00	0.00	0.00	0.00	0.00	0.00
590-9021	TITLE II-A FY-2021	0.00	0.00	0.00	0.00	0.00	0.00	0.00	0.00
590-9022	TITLE II-A FY-2021	0.00	0.00	0.00	0.00	0.00	0.00	0.00	0.00
590-9023	TITLE II-A	0.00	0.00	0.00	0.00	0.00	0.00	0.00	0.00
590-9024	IMPROVING TEACHER QUALITY	0.00	0.00	0.00	3,538.12	15,117.08	(15,117.08)	0.00	(15,117.08)
599-0000	MISCELLANEOUS FED. GRANT FUND	0.00	0.00	0.00	0.00	0.00	0.00	0.00	0.00
599-9021	TITLE IV-A Student Sprt & Acad Enrichment	0.00	0.00	0.00	0.00	0.00	0.00	0.00	0.00
599-9022	TITLE IV-A Student Sprt & Acad Enrichment	0.00	0.00	0.00	0.00	0.00	0.00	0.00	0.00
599-9023	TITLE IV-A Student Sprt & Acad Enrichment	0.00	0.00	0.00	0.00	0.00	0.00	0.00	0.00
599-9821	ARPA 2021 K-12 SCHOOL SAFETY GRANT	142,775.67	0.00	0.00	39,341.90	40,320.35	102,455.32	3,732.69	98,722.63
599-9822	ARPA 2022 K-12 SCHOOL SAFETY GRANT	150,000.00	0.00	0.00	0.00	0.00	150,000.00	0.00	150,000.00
599-9917	REAP 7/1/2021-09/30/2022	0.00	0.00	0.00	0.00	0.00	0.00	0.00	0.00
599-9920	EPA Clean Diesel Rebate Program CFDA 66.039	0.00	0.00	0.00	0.00	0.00	0.00	0.00	0.00
599-9922	REAP 7/1/2020-09/30/2021	0.00	0.00	0.00	35,564.70	35,564.70	(35,564.70)	0.00	(35,564.70)
599-9923	REAP 7/1/2021-09/30/2022	0.00	0.00	0.00	0.00	0.00	0.00	0.00	0.00
Grand Total		\$ 17,445,159.63	\$ 352,568.41	\$ 4,285,535.69	\$ 776,274.98	\$ 3,424,890.94	\$ 18,305,804.38	\$ 1,387,042.33	\$ 16,918,762.05

Lucas Local School District Investment Report

Maturity Date	Description	Interest Rate	Invested Amount
12/15/2023	Bank Ozk 06417nb69	0.180%	\$ 200,000.00
1/3/2024	BEAL BANK USA LAS VEGAS	4.550%	\$ 200,000.00
9/24/2024	Byline Bk Chicago Ill	5.450%	\$ 200,000.00
11/12/2024	UBS Bk USA Salt Lake City UT	3.000%	\$ 200,000.00
12/2/2024	ALLY BK MIDVALE UTAH	3.000%	\$ 200,000.00
3/24/2025	Pinnacle Bk Nashville Tenn	5.300%	\$ 200,000.00
6/23/2025	CAPITAL EDUCATORS FED CR	5.250%	\$ 200,000.00
9/5/2025	Discover Bk	5.100%	\$ 200,000.00
9/15/2025	Morgan Stanley Bk	3.550%	\$ 200,000.00
9/19/2025	Wells Fargo Bank Natl Assn	5.250%	\$ 200,000.00
9/29/2025	Ephrata Natl Bk	3.650%	\$ 200,000.00
9/30/2025	United Fid Bk Fsb Evansville	5.050%	\$ 200,000.00
3/23/2026	Pathward Natl Assn Sioux Fa	5.500%	\$ 200,000.00
9/28/2026	Security Bk & Tr Co Paris	3.850%	\$ 200,000.00
9/30/2026	Morgan Stanley Private Bk	4.050%	\$ 200,000.00
1/28/2027	SOUTHERN BANK GEORGIA	4.300%	\$ 150,000.00
5/10/2027	First Fndtn Bk Irvine Ca	5.050%	\$ 200,000.00
10/6/2027	HARDIN CNTY SAVGS BK	4.750%	\$ 200,000.00
Total Investments at Maturity:			\$ 3,550,000.00
3/31/2024	U.S. Treas Nts	2.250%	\$ 194,342.00
	Money Market - Northern Instl Govt Select	5.260%	\$ 281,379.14
6/14/2024	Federal Home Loan Banks	4.875%	\$ 50,121.60
GRAND TOTAL:			\$ 4,075,842.74

Start Date: 11012023

End Date: 11302023

LUCAS LOCAL SCHOOL DISTRICT

Monthly Check Register

Check Number	Type	Date	Name	Vendor #	Status	Reconcile Date	Void Date	Amount
0	PAYROLL	11/10/2023	LUCAS LOCAL SCHOOL DISTRICT		RECONCILED	11/10/2023		\$ 156,013.77
0	PAYROLL	11/24/2023	LUCAS LOCAL SCHOOL DISTRICT		RECONCILED	11/24/2023		154,842.12
0	ACCOUNTS_PAYABLE	11/6/2023	CONNECT PARENT CORPORATION	131227	RECONCILED	11/7/2023		64.13
0	ACCOUNTS_PAYABLE	11/17/2023	DIRECT ENERGY BUSINESS	931258	RECONCILED	11/20/2023		115.22
0	ACCOUNTS_PAYABLE	11/29/2023	DRAGONFLY ATHLETICS, LLC	76725	RECONCILED	11/30/2023		8,850.00
0	ACCOUNTS_PAYABLE	11/17/2023	FIRELANDS ELECTRIC COOP	988500	RECONCILED	11/17/2023		388.28
0	ACCOUNTS_PAYABLE	11/2/2023	HERITAGE COOPERATIVE	396983	RECONCILED	11/6/2023		3,903.75
0	ACCOUNTS_PAYABLE	11/29/2023	HERITAGE COOPERATIVE	396983	OUTSTANDING			1,904.99
0	ACCOUNTS_PAYABLE	11/29/2023	HILLYARD OHIO	232220	RECONCILED	11/30/2023		394.34
0	ACCOUNTS_PAYABLE	11/29/2023	LOWE'S CREDIT SERVICES	165615	OUTSTANDING			149.46
0	ACCOUNTS_PAYABLE	11/20/2023	NAPA AUTO PARTS	397311	RECONCILED	11/21/2023		624.91
0	ACCOUNTS_PAYABLE	11/21/2023	OHIO.NET INTERNET PROVIDERS	931559	RECONCILED	11/21/2023		193.12
0	ACCOUNTS_PAYABLE	11/24/2023	PARK NATIONAL BANK	900300	RECONCILED	11/24/2023		4,295.47
0	ACCOUNTS_PAYABLE	11/24/2023	SCHOOL EMPLOYEES RETIREMENT	902003	RECONCILED	11/24/2023		17,067.16
0	ACCOUNTS_PAYABLE	11/25/2023	SPECTRUM COMMUNICATIONS	902009	OUTSTANDING			191.94
0	ACCOUNTS_PAYABLE	11/24/2023	STATE TEACHERS RETIREMENT SYST	902002	RECONCILED	11/24/2023		39,694.64
0	ACCOUNTS_PAYABLE	11/29/2023	TREASURER OF STATE	269950	OUTSTANDING			594.50
0	ACCOUNTS_PAYABLE	11/29/2023	US Bank One Card	131127	RECONCILED	11/30/2023		2,337.14
0	ACCOUNTS_PAYABLE	11/2/2023	CELLCO PARTNERSHIP	131759	RECONCILED	11/6/2023		15.06
23572	ACCOUNTS_PAYABLE	11/2/2023	COLUMBIA GAS	55990	RECONCILED	12/1/2023		579.46
23573	ACCOUNTS_PAYABLE	11/2/2023	G & L SUPPLY CO	96450	RECONCILED	12/1/2023		1,590.18
23574	ACCOUNTS_PAYABLE	11/2/2023	HILL INTERNATIONAL TRUCKS, LLC	116090	RECONCILED	12/1/2023		428.20
23575	ACCOUNTS_PAYABLE	11/2/2023	Treasurer of State	131124	RECONCILED	12/1/2023		90.00
23576	ACCOUNTS_PAYABLE	11/2/2023	EWELL EDUCATIONAL SERVICES	131546	RECONCILED	12/1/2023		390.00
23577	ACCOUNTS_PAYABLE	11/2/2023	FAMILY LIFE COUNSELING &	131589	RECONCILED	12/1/2023		4,058.10
23578	ACCOUNTS_PAYABLE	11/2/2023	KBZ ELECTRIC INC	142050	RECONCILED	12/1/2023		1,055.30
23579	ACCOUNTS_PAYABLE	11/2/2023	ESC OF MEDINA COUNTY	185225	RECONCILED	12/1/2023		145.00
23580	ACCOUNTS_PAYABLE	11/2/2023	NEONET	205405	RECONCILED	12/1/2023		32,655.00
23581	ACCOUNTS_PAYABLE	11/2/2023	MID OHIO EDUCATIONAL SERV CTR	227880	RECONCILED	12/1/2023		1,096.40
23582	ACCOUNTS_PAYABLE	11/2/2023	SCHOOL SPECIALTY	238220	RECONCILED	12/1/2023		1,867.05
23583	ACCOUNTS_PAYABLE	11/2/2023	THE PASTA SHOPPE LLC	268089	RECONCILED	12/1/2023		393.25
23584	ACCOUNTS_PAYABLE	11/2/2023	VILLAGE OF LUCAS	276380	RECONCILED	12/1/2023		10,030.85
23585	ACCOUNTS_PAYABLE	11/2/2023	KOPPERSMITH, CHRISTEL	340200	RECONCILED	12/1/2023		140.74
23586	ACCOUNTS_PAYABLE	11/2/2023	SAUDER, MARK	370000	RECONCILED	12/1/2023		70.00
23587	ACCOUNTS_PAYABLE	11/2/2023	SUNGRAPHICS INC	396833	RECONCILED	12/1/2023		2,391.99
23588	ACCOUNTS_PAYABLE	11/2/2023	WAYNE'S COUNTRY MARKET	397102	RECONCILED	12/1/2023		98.67
23589	ACCOUNTS_PAYABLE	11/2/2023	GIONINO'S PIZZA	397180	RECONCILED	12/1/2023		32.43
23590	ACCOUNTS_PAYABLE	11/2/2023	MAURER PHOTOGRAPHY	397375	RECONCILED	12/1/2023		120.00
23591	ACCOUNTS_PAYABLE	11/2/2023	FORGET ME NOT FLOWER SHOP	397388	RECONCILED	12/1/2023		201.50

Start Date: 11012023

End Date: 11302023

LUCAS LOCAL SCHOOL DISTRICT

Monthly Check Register

Check Number	Type	Date	Name	Vendor #	Status	Reconcile Date	Void Date	Amount
23592	REFUND	11/16/2023	JORDAN MOORE	397440	OUTSTANDING			\$ 101.00
23593	ACCOUNTS_PAYABLE	11/17/2023	HUNTINGTON NATIONAL BANK	397255	RECONCILED	12/1/2023		39,747.25
23594	ACCOUNTS_PAYABLE	11/17/2023	ABSOLUTE PEST CONTROL	131381	RECONCILED	12/1/2023		498.00
23595	ACCOUNTS_PAYABLE	11/17/2023	ADVANCED KEY & LOCK SHOP	3650	RECONCILED	12/1/2023		49.40
23596	ACCOUNTS_PAYABLE	11/17/2023	AGRICULTURAL DESIGN INC.	131694	OUTSTANDING			63,350.00
23597	ACCOUNTS_PAYABLE	11/17/2023	AMAZON CAPITAL SERVICES	5240	RECONCILED	12/1/2023		292.27
23598	ACCOUNTS_PAYABLE	11/17/2023	CARDINAL BUS SALES	396769	RECONCILED	12/1/2023		605.29
23599	ACCOUNTS_PAYABLE	11/17/2023	CINTAS CORPORATION #003	131183	RECONCILED	12/1/2023		61.60
23600	ACCOUNTS_PAYABLE	11/17/2023	EASY GRAPHICS CORP	131445	RECONCILED	12/1/2023		10,202.76
23601	ACCOUNTS_PAYABLE	11/17/2023	EJ THERAPY INC	396559	RECONCILED	12/1/2023		7,588.98
23602	ACCOUNTS_PAYABLE	11/17/2023	EMS LINQ INC.	131735	OUTSTANDING			3,605.00
23603	ACCOUNTS_PAYABLE	11/17/2023	FAMILY LIFE COUNSELING &	131589	RECONCILED	12/1/2023		31,506.60
23604	ACCOUNTS_PAYABLE	11/17/2023	GALION COMMUNITY HOSPITAL	131443	RECONCILED	12/1/2023		65.00
23605	ACCOUNTS_PAYABLE	11/17/2023	GAME ONE	131372	RECONCILED	12/1/2023		4,940.00
23606	ACCOUNTS_PAYABLE	11/17/2023	GORDON FOOD SERVICE	105225	RECONCILED	12/1/2023		11,613.53
23607	ACCOUNTS_PAYABLE	11/17/2023	GRAINGER INC	105375	RECONCILED	12/1/2023		15.24
23608	ACCOUNTS_PAYABLE	11/17/2023	INTERSTATE BATTERY N.C.O	132195	RECONCILED	12/1/2023		309.70
23609	ACCOUNTS_PAYABLE	11/17/2023	J & B ACOUSTICAL INC	134390	OUTSTANDING			28.00
23610	ACCOUNTS_PAYABLE	11/17/2023	JULIAN & GRUBE, INC.	271920	RECONCILED	12/1/2023		1,867.00
23611	ACCOUNTS_PAYABLE	11/17/2023	KIMBALL MIDWEST	397105	RECONCILED	12/1/2023		972.41
23612	ACCOUNTS_PAYABLE	11/17/2023	OAHPERD	397217	RECONCILED	12/1/2023		255.00
23613	ACCOUNTS_PAYABLE	11/17/2023	OALSS/DENISE HALL	396570	RECONCILED	12/1/2023		209.00
23614	ACCOUNTS_PAYABLE	11/17/2023	PETERS, KALIAL & MARKAKIS	183088	RECONCILED	12/1/2023		1,725.00
23615	ACCOUNTS_PAYABLE	11/17/2023	PIN HOOK MEATS	131425	OUTSTANDING			59.41
23616	ACCOUNTS_PAYABLE	11/17/2023	PIONEER PAINT	212600	RECONCILED	12/1/2023		330.33
23617	ACCOUNTS_PAYABLE	11/17/2023	PRO-TURF, INC.	217965	RECONCILED	12/1/2023		984.14
23618	ACCOUNTS_PAYABLE	11/17/2023	RICHLAND COUNTY	229025	RECONCILED	12/1/2023		1,125.00
23619	ACCOUNTS_PAYABLE	11/17/2023	RIGHTWAY FOOD SERVICE	397070	RECONCILED	12/1/2023		987.87
23620	ACCOUNTS_PAYABLE	11/17/2023	ROUTE 39 DESIGNS	232265	RECONCILED	12/1/2023		927.00
23621	ACCOUNTS_PAYABLE	11/17/2023	SCHOLASTIC INC	235995	RECONCILED	12/1/2023		2,509.96
23622	ACCOUNTS_PAYABLE	11/17/2023	SCHOOL SPECIALTY	238220	RECONCILED	12/1/2023		68.27
23623	ACCOUNTS_PAYABLE	11/17/2023	SMITHFOODS INC	252305	RECONCILED	12/1/2023		1,393.58
23624	ACCOUNTS_PAYABLE	11/17/2023	T A C	266500	RECONCILED	12/1/2023		322.57
23625	ACCOUNTS_PAYABLE	11/17/2023	US BANK EQUIPMENT FINANCE	211135	RECONCILED	12/1/2023		1,803.04
23626	ACCOUNTS_PAYABLE	11/17/2023	W WILLIAM SCHMIDT & ASSOCIATES INC	396851	RECONCILED	12/1/2023		173.90
23627	ACCOUNTS_PAYABLE	11/17/2023	Xtek Partners, Inc.	131333	RECONCILED	12/1/2023		39,168.00
23628	ACCOUNTS_PAYABLE	11/17/2023	SCHOOL SPECIALTY	238220	RECONCILED	12/1/2023		201.03
23629	ACCOUNTS_PAYABLE	11/20/2023	CASE, KARI	304700	RECONCILED	12/1/2023		133.06
23630	ACCOUNTS_PAYABLE	11/20/2023	CAMP, WAYNE	307900	RECONCILED	12/1/2023		214.72

Start Date: 11012023

End Date: 11302023

LUCAS LOCAL SCHOOL DISTRICT

Monthly Check Register

Check Number	Type	Date	Name	Vendor #	Status	Reconcile Date	Void Date	Amount
23631	ACCOUNTS_PAYABLE	11/20/2023	MONGOLD, KELLY	357600	RECONCILED	12/1/2023		\$ 466.75
23632	ACCOUNTS_PAYABLE	11/20/2023	SGAMBELLONE, NANCY	370980	OUTSTANDING			83.84
23633	ACCOUNTS_PAYABLE	11/20/2023	FRALEY, KAITLYN	396827	RECONCILED	12/1/2023		47.34
23634	ACCOUNTS_PAYABLE	11/21/2023	HILL INTERNATIONAL TRUCKS, LLC	116090	RECONCILED	12/1/2023		32.14
23635	ACCOUNTS_PAYABLE	11/21/2023	TOWN MONEY SAVER INC	131616	RECONCILED	12/1/2023		926.00
23636	ACCOUNTS_PAYABLE	11/21/2023	KIMBALL MIDWEST	397105	RECONCILED	12/1/2023		61.98
23637	ACCOUNTS_PAYABLE	11/24/2023	STARK COUNTY COG	397268	OUTSTANDING			71,166.96
Grand Total								\$ 751,869.04

LUCAS LOCAL SCHOOL DISTRICT

Monthly Summary of Revenues by Fund

Fund	Description	FYTD Receivable	FYTD Actual Receipts	MTD Actual Receipts	FYTD Balance Receivable	FYTD Percent Receivable
001	GENERAL	\$ 8,929,010.00	\$ 4,067,977.38	\$ 325,628.26	\$ 4,861,032.62	45.56 %
003	PERMANENT IMPROVEMENT	0.00	0.00	0.00	0.00	0.00
006	FOOD SERVICE	220,830.00	57,662.62	11,807.70	163,167.38	26.11
007	SPECIAL TRUST	885.00	512.76	104.42	372.24	57.94
008	ENDOWMENT	9,675.00	1,002.87	204.24	8,672.13	10.37
018	PUBLIC SCHOOL SUPPORT	8,650.00	1,127.22	405.21	7,522.78	13.03
019	OTHER GRANT	48,000.00	2,802.25	0.00	45,197.75	5.84
020	SPECIAL ENTERPRISE FUND	0.00	0.00	0.00	0.00	0.00
070	CAPITAL PROJECTS	1,075,000.00	0.00	0.00	1,075,000.00	0.00
200	STUDENT MANAGED ACTIVITY	19,750.00	11,074.64	696.62	8,675.36	56.07
300	DISTRICT MANAGED ACTIVITY	126,350.00	71,832.43	11,021.96	54,517.57	56.85
451	DATA COMMUNICATION FUND	5,400.00	2,838.30	2,700.00	2,561.70	52.56
467	Student Wellness and Success Fund	0.00	0.00	0.00	0.00	0.00
499	MISCELLANEOUS STATE GRANT FUND	0.00	0.00	0.00	0.00	0.00
507	ELEMENTARY AND SECONDARY SCHOOL EMERGENCY RELIEF FUND	489,181.60	68,705.22	0.00	420,476.38	14.04
508	GOVERNOR'S EMERGENCY EDUCATION RELIEF FUND	0.00	0.00	0.00	0.00	0.00
510	CORONA VIRUS RELIEF FUND	0.00	0.00	0.00	0.00	0.00
516	IDEA PART B GRANTS	109,487.08	0.00	0.00	109,487.08	0.00
572	TITLE I DISADVANTAGED CHILDREN	73,051.05	0.00	0.00	73,051.05	0.00
584	TITLE IV, PART A STUDENT SUPP AND ACADEMIC ENRICH	10,000.00	0.00	0.00	10,000.00	0.00
587	IDEA PRESCHOOL-HANDICAPPED	2,436.66	0.00	0.00	2,436.66	0.00
590	IMPROVING TEACHER QUALITY	15,117.08	0.00	0.00	15,117.08	0.00
599	MISCELLANEOUS FED. GRANT FUND	100,000.00	0.00	0.00	100,000.00	0.00
Grand Total		\$ 11,242,823.47	\$ 4,285,535.69	\$ 352,568.41	\$ 6,957,287.78	

LUCAS LOCAL SCHOOL DISTRICT

Spending Plan Summary

ODE Line Number	Monthly Estimate	Monthly Actual	Monthly Difference	FYTEstimate	FYTDActual	FYTDDifference
01.010 General Property (Real Estate)	\$ 0.00	\$ 0.00	\$ 0.00	\$ 745,000.00	\$ 702,163.08	\$ (42,836.92)
01.020 Tangible Personal Property Tax	0.00	0.00	0.00	1,126,530.00	1,310,281.67	183,751.67
01.030 Income Tax	0.00	0.00	0.00	0.00	0.00	0.00
01.035 Unrestricted Grants-in-Aid	229,320.00	231,426.89	2,106.89	1,146,600.00	1,215,473.78	68,873.78
01.040 Restricted Grants-in-Aid	17,939.00	17,598.34	(340.66)	89,695.00	89,500.08	(194.92)
01.045 Restricted Federal Grants-in-Aid - SFSF	0.00	0.00	0.00	0.00	0.00	0.00
01.050 State Share of Local Property Taxes	0.00	158.80	158.80	154,623.00	154,782.67	159.67
01.060 All Other Operating Revenue	29,500.00	36,614.73	7,114.73	144,356.00	231,561.31	87,205.31
01.070 Total Revenue	276,759.00	285,798.76	9,039.76	3,406,804.00	3,703,762.59	296,958.59
02.010 Proceeds from Sale of Notes	0.00	0.00	0.00	0.00	0.00	0.00
02.020 State Emergency Loans & Advancements (Approved)	0.00	0.00	0.00	0.00	0.00	0.00
02.040 Operating Transfers-In	0.00	0.00	0.00	0.00	0.00	0.00
02.050 Advances-In	0.00	0.00	0.00	0.00	0.00	0.00
02.060 All Other Financial Sources	0.00	150.00	150.00	7,000.00	5,700.17	(1,299.83)
02.070 Total Other Financing Sources	0.00	150.00	150.00	7,000.00	5,700.17	(1,299.83)
02.080 Total Revenues and Other Financing Sources	276,759.00	285,948.76	9,189.76	3,413,804.00	3,709,462.76	295,658.76
03.010 Personal Services	284,090.00	286,320.67	2,230.67	1,517,881.00	1,514,125.44	(3,755.56)
03.020 Employees' Retirement/Insurance Benefits	112,500.00	108,802.25	(3,697.75)	561,255.00	559,989.78	(1,265.22)
03.030 Purchased Services	120,000.00	43,162.50	(76,837.50)	406,063.00	246,924.66	(159,138.34)
03.040 Supplies and Materials	30,500.00	34,567.83	4,067.83	156,196.59	151,340.04	(4,856.55)
03.050 Capital Outlay	24,900.00	0.00	(24,900.00)	24,900.00	15,183.32	(9,716.68)
03.060 Intergovernmental	0.00	0.00	0.00	0.00	0.00	0.00
04.010 Debt Service: All Principal (Historical)	0.00	0.00	0.00	0.00	0.00	0.00
04.020 Debt Service: Principal-Notes	0.00	0.00	0.00	0.00	0.00	0.00
04.030 Debt Service: Principal - State Loans	0.00	0.00	0.00	0.00	0.00	0.00
04.040 Debt Service: Principal - State Advancements	0.00	0.00	0.00	0.00	0.00	0.00
04.050 Debt Service: Principal - HB 264 Loans	0.00	37,000.00	37,000.00	37,000.00	37,000.00	0.00
04.055 Debt Service: Principal - Other	0.00	0.00	0.00	0.00	0.00	0.00
04.060 Debt Service: Interest and Fiscal Charges	0.00	3,663.00	3,663.00	3,663.00	3,663.00	0.00
04.300 Other Objects	3,300.00	1,133.50	(2,166.50)	64,275.00	60,689.76	(3,585.24)
04.500 Total Expenditures	575,290.00	514,649.75	(60,640.25)	2,771,233.59	2,588,916.00	(182,317.59)
05.010 Operational Transfers - Out	0.00	0.00	0.00	0.00	0.00	0.00
05.020 Advances - Out	0.00	0.00	0.00	0.00	0.00	0.00
05.030 All Other Financing Uses	0.00	0.00	0.00	0.00	0.00	0.00
05.040 Total Other Financing Uses	0.00	0.00	0.00	0.00	0.00	0.00
05.050 Total Expenditure and Other Financing Uses	575,290.00	514,649.75	(60,640.25)	2,771,233.59	2,588,916.00	(182,317.59)
06.010 Excess Rev & Oth Financing Sources over(under) Exp & Oth F	(298,531.00)	(228,700.99)	69,830.01	642,570.41	1,120,546.76	477,976.35
07.010 Cash Balance-July1 -Excluding Proposed Renew/Replace & New	0.00	12,836,281.90	12,836,281.90	0.00	11,487,034.15	11,487,034.15
07.020 Cash Balance June 30	(298,531.00)	12,607,580.91	12,906,111.91	642,570.41	12,607,580.91	11,965,010.50
08.010 Estimated Encumbrances June 30	0.00	1,175,540.44	1,175,540.44	0.00	1,175,540.44	1,175,540.44